INSTRUCTION MANUAL

1CH /2CH WIFI Switch Module–DC

Dry Contact

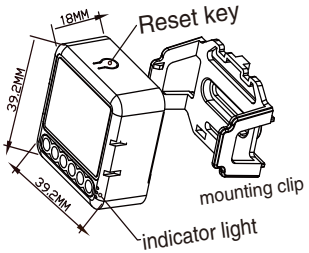

MANUAL OVERRIDE

The switch module terminal reserves the access of manual override function for the end–user to switch on/off.

- Switch on/off for permanent on/off function.

Notes:

1) Both the adjustment on App and switch can overwrite each other, the last adjustment remains in memory.

2) The App control is synchronized with the manual switch.

Wiring Instructions and Diagrams

1.Turn off the power supply before carrying out any electrical installation work.

2.Connect wires according to the wiring diagram.

3.Insert the module into the junction box.

4.Turn on the power supply and follow switch module configuration instructions.

Notes: Take your smartphone close to the switch module when you're configuring, and make sure you have min. 50% Wi-Fi signal.

TECHNICAL SPECIFICATIONS

Product type	1CH/2CH WIFI Switch Module–DC
Voltage	AC100–240V 50/60Hz DC5V,12–48V
Max. load	1CH:LED 150W 5A 2CH:LED 2x150W 2x5A
Operation frequency	2.412GHz–2.484GHz
Operation temp.	–10℃ + 40℃
Protocol	WIFI IEEE 802.11b/g/n
Operation range	<100m
Dims (WxDxH)	39.2x39.2x18 mm
IP rating	IP20
Warranty	2years
Certificates	CE ROHS

with mounting clip

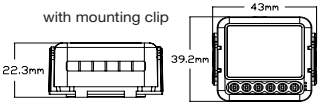

1CH WIFI Switch Module–DC

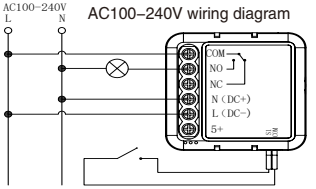

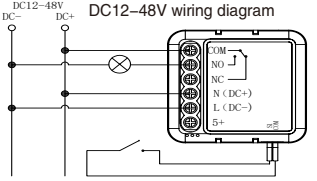

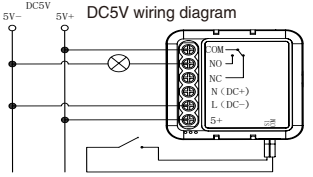

Global international operation Whenever & Wherever You are,All–in–one Mobile App

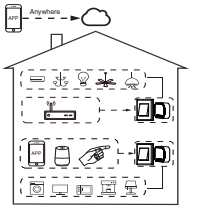

Inhouse local operation

2CH WIFI Switch Module–DC

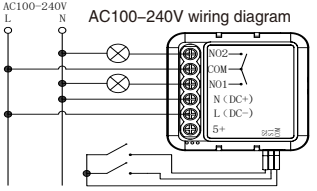

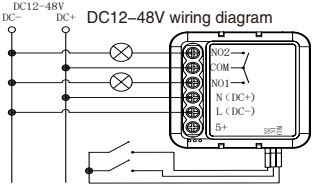

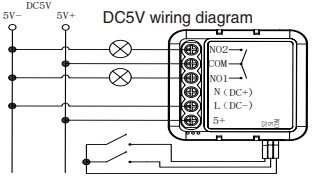

INSTALLATION

⚠ Warnings:

1. Installation must be carried out by a qualified electrician in accordance with local regulations.
2. Keep the device out of reach of children.
3. Keep the device away from water , damp or hot environment.
4. Install the device away from strong signal sources such as microwave oven that may cause signal interruption resulted to abnormal operation of the device.
5. Obstruction by concrete wall or metallic materials may reduce the effective operation range of the device and should be avoided.
6. Do NOT attempt to disassemble,repair or modify the device.

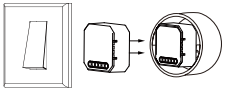

FAQ

Q1: What should I do if I can't configure the switch module?

a. Please check whether device is powered on.

b. Make sure your mobile and switch module are under the same 2.4 Ghz WIFI network.

c. Whether it's in good internet conditions.

d. Make sure the password entered in App is correct.

e. Make sure the wiring is correct.

Q2: What device can be connected to this Wi-Fi switch module?

Dry contact function,It is mainly used for signal switch.

Q3: What happens if the WIFI goes off?

You can still control the device connected the switch module with your traditional switch and once WIFI is active again the device connected to module will connect automatically to your WIFI network.

Q4: What should I do if I change the WIFI network or change the password?

You have to re-connect our Wi-Fi switch module to the new Wi-Fi network accordingly as per the App User Manual.

Q5: How do I reset the device?

Power on/off device for 5 times until the indicator light flash.

APP USER MANUAL

1 IOS APP / Android APP

Scan the QR code to download Smart Life App, or you can also search keyword "Smart Life" at App Store or Googleplay to download App.

2

Log in or register your account with your mobile number or e–mail address.Type in the verification code sent to your mobile or mail box, then set your login password. Click "Create Family" to enter into the APP.

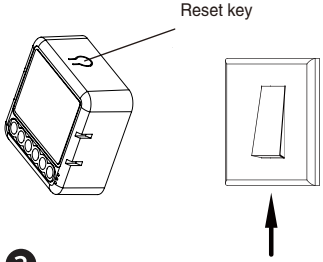

3

After the wiring of switch module is done, press the reset key for about 10 seconds or turn on/off the traditional switch for 5 times until the indicator light inside the module is flashing quickly for pairing.

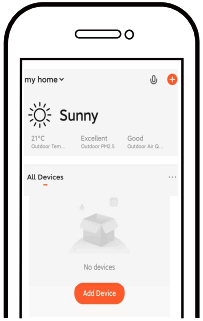

4

1,Support multi–protocol matching : WIFI/Bluetooth.
2,Turn on Bluetooth,Click "+" , follow the on–screen instruction for paring.

5

The connecting will take about 10–120 seconds to complete depending on your network condition.

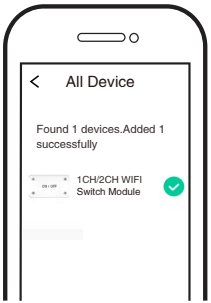

6

Finally, you can control the device via your mobile phone.

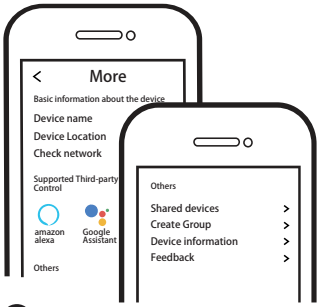

7

Connect to amazon alexa or Google Assistant for voice control, or share the devices with your families or friends.

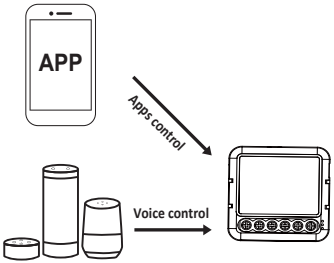

8

Enjoy your smart life of home automation for lighting control by using our All-in-one mobile app wherever you are in the world or simply by voice control when you are sitting at home comfortably.